




Pricing Schedule - January 2018

Web Applications		Monthly Fee										
 Tenement Safety Net	No. of Tenements	1 - 10	11 - 50	51 - 100	101 - 200	201 - 500	501 - 1000	1001 - 2000	2001+			
		\$68	\$136	\$170	\$221	\$255	\$323	\$391	Prices available on request			
		Options: * Weekly, Fortnightly Reports * Registered Holder Check						* Conditions Change Report * Custom Excel Reports				
 * Geo Search Lite Geo Search * Geo Search RSS * Geo Search Live * Geo Search Premium (additional MTO charges apply)	No. of Tenements	1 - 10	11 - 50	51 - 100	101 - 200	201 - 500	501 - 1000	1001 - 2000	2001 - 5000	5001 - 10000	10001 - 20000	20001 +
		\$17	\$22	\$30	\$42	\$58	\$83	\$117	\$125	\$133	\$150	\$167
		\$35	\$105	\$175	\$245	\$350	\$473	\$595	\$700	\$1,050	\$1,750	\$2,100
		\$40	\$121	\$201	\$282	\$403	\$543	\$684	\$805	\$1,208	\$2,013	\$2,415
		\$70	\$210	\$350	\$490	\$700	\$945	\$1,190	\$1,400	\$2,100	\$3,500	\$4,200
	\$105	\$315	\$525	\$735	\$1,050	\$1,418	\$1,785	\$2,100	\$3,150	\$5,250	\$6,300	

* Geo Search "Eagle Eye"	intensive monitoring of any number of tenements, searches with nominated times: \$10/tenement/search, min \$1000
---------------------------------	--

Desktop Applications		Monthly Editor Licence Fee (includes unlimited Read Only Licences)				
 Expenditure Watch	No. of Tenements	1 - 10	11 - 50	51 - 100	101 +	
		\$110	\$330	\$440	\$550	Silver: phone/Email troubleshooting & updates
		\$143	\$429	\$572	\$715	Gold: detailed support & On-going Training, including setting up new accounting systems & datasets
		\$198	\$594	\$792	\$990	Platinum: full data management

* WA Only

All Products: One off Setup Fee: from \$600 (depending upon complexity)

All prices include installation, training & ongoing support

All prices are EXCLUSIVE of GST. Subject to change without notice.



Dependable software tools that simplify land acquisition and management

www.landtrack.com.au * 1300 659 454 * rachel@landtrack.com.au