



LandTrack Systems

by v-biz.net

Software tools that take the nightmare out of tenement compliance and land acquisition - Quadruple your productivity or your money back.

Expenditure Watch Training Webinar #3

Tenement Filters and Expenditure Adjustments

Thursday 1st December 2011



Tenement Filters and Expenditure Adjustments Overview

- What are Tenement Filters?
- How do I set up my own Tenement Filters?
 - (1) Automatically
 - (2) Selected Tenements
 - (3) Manual Query
- How can I make adjustments to expenditure after transactions have been imported?
- Is there a journal recording all the adjustments I've made?
- Question and Answer Session



What are Tenement Filters?

P	Tenement ID	Count	Percentage	grpStatus
P	4001188	13	88%	96%
P	4001191	13	171%	96%
P	4001176	13	261%	82%
P	3904695	13	215%	
P	4001189	13	179%	96%
P	4001190	13	46%	96%

- Tenement Filters enable you to work with a subset of the total collection of tenements.
 - This is done by selecting a filter from the drop-down button in the upper left corner of the main screen.
- When a filter is selected, only the tenements that belong to the selected filter will have an effect on data on screens and in reports.
- After changing the filter, the main screen details along with all reports, will change to reflect the status of the particular set of tenements filtered for.



Software tools that take the nightmare out of tenement compliance and land acquisition - Quadruple your productivity or your money back.

- Settings
- Export
- DrillDown
- Window
- Registration
- ExpWatch Settings
- Set Access Mode
- Projects
- Workers
- Activities
- Expenditure Categories
- Form 5 categories
- Responsible Parties
- Regions
- Cost Distributions
- Tenement Filters**
- Invoice
- Rates Estimate Source Data
- Show Access Menu Bar
- Hide Access Menu Bar
- Navigation Pane

Tenement Filter Setup

Status:	Project(s)	Group Report(s)	Category(s)	Party(s)
Live	test	C103/2004 East Laver	Exp. Required	Alphabress Resour
Dead		C112/1997 Irwin Hills	Group Exp. Only	Andrej, Ronald Stu
Pending		C112/2001 Mount Ida	Inactive	Anglogold Ashanti
		C112/2007 Ethel Cree	Monitor Exp.	Anglogold Ashanti
		C12/2006 45 Mile	No Exp. Required	Anglogold Ashanti
		C130/2009 North Kool		Anglogold Ashanti
		C131/2009 South Kool		Anglogold Ashanti
		C14/2009 Tropicana E		Anglogold Ashanti
		C144/1995 Sunrise Da		Anglogold Ashanti
		C144/2011 Windaroo		Anglogold Ashanti
		C145/2011 Japlong		Anglogold Ashanti

Auto Mode:
Using Pre-defined filters

Manual Mode:
Using Access query

Select Tenements for Filter:
New Selected Tenement Filter

Tenement	Status	Project	Category
E 29/00560			
E 29/00561			
E 29/00562			
E 29/00564			
E 29/00680			
E 29/00743			
E 29/00749			
E 29/00790			
E 29/00754			
E 29/00761			
E 29/00784			
E 29/00777			
E 29/00803			
E 29/00816			

Selected Mode:
Using Tenement Selection
Dialog Form



Software tools that take the nightmare out of tenement compliance and land acquisition - Quadruple your productivity or your money back.

Tenement Filter: Auto Mode Example

The screenshot displays the 'ExpWatch Tenement Expenditure Monitor Version 5.01' application. The main window is titled 'Tenement Filtering *** Edit Mode ***'. It features a 'Select Filter:' dropdown menu with 'Group: C112/2001 Mount Ida' selected. Below this, the 'Filter Settings:' section shows 'Filter Name' as 'Group: C112/2001 Mount Ida' and 'Type' as 'Auto'. The 'Auto Filter' section contains several columns: 'Status' (Live, Dead, Pending), 'Project(s)' (test), 'Group Report(s)' (C112/2001 Mount Ida, C112/2007 Ethel Creel, C12/2006 45 Mile, C130/2009 North Kook, C131/2009 South Kook, C14/2009 Tropicana E, C144/1995 Sunrise Da, C144/2011 Windaroo, C145/2011 Jigalong, C154/2002 Tropicana, C161/2011 Kookynie), 'Category(s)' (Exp. Required, Group Exp. Only, Inactive, Monitor Exp., No Exp. Required), 'Party(s)' (Selga, Mark, Smith, Peter William, Sprigg, Andrew Bo, St. Barbara Ltd, Strategic Resource, Ucabys Pty Ltd, Venture Exploratio, Venus Metals Corp, White Cliff Nickel Li, Wild Acre Metals Li, Wiltshire, Peter An), and 'Users'. At the bottom, there are 'All', 'Clear', and 'Apply Filter' buttons. The status bar at the very bottom shows 'Record: 6 of 6' and 'No Filter Search'.

Tenement Summary

Filter: Group: C112/2001 Mount Ida

Tenements: 15 Live: 15
Current Year Commitment: \$122,560
Current Year Expenditure: \$86,394
Expenditure required: \$52,949
Tenements Past Their Anniversary: 10 View
Form 5's Due: 1 View
Browse Tenements

Expenditure Status for Tenements With Anniversaries due soon
(double click for details) More...

Tenement	da	expStat	grpStatus
P 2902019	267	20%	163%
P 2902018	267	20%	163%
P 2902017	267	20%	163%
P 2902016	267	20%	163%
P 2902015	267	20%	163%

Source Data Status Manage...

Data Source	Loaded	Last Ent
Work Log		
COA	26-Oct-11	26-Oct-11
Demo Tenements	15-Nov-11	15-Nov-11
Refresh from MT	15-Nov-11	15-Nov-11
TransactionsFort	17-Nov-11	30-Jul-11

Filter Settings:

Filter Name: Group: C112/2001 Mount Ida Type: Auto

Auto Filter

Status:	Project(s)	Group Report(s)	Category(s)	Party(s)	Users
Live	test	C112/2001 Mount Ida	Exp. Required	Selga, Mark	
Dead		C112/2007 Ethel Creel	Group Exp. Only	Smith, Peter William	
Pending		C12/2006 45 Mile	Inactive	Sprigg, Andrew Bo	
		C130/2009 North Kook	Monitor Exp.	St. Barbara Ltd	
		C131/2009 South Kook	No Exp. Required	Strategic Resource	
		C14/2009 Tropicana E		Ucabys Pty Ltd	
		C144/1995 Sunrise Da		Venture Exploratio	
		C144/2011 Windaroo		Venus Metals Corp	
		C145/2011 Jigalong		White Cliff Nickel Li	
		C154/2002 Tropicana		Wild Acre Metals Li	
		C161/2011 Kookynie		Wiltshire, Peter An	

Details: Status: Live, Pending; Category: Exp. Required; Group: C112/2001 Mount Ida

Close Apply Filter

Record: 6 of 6 No Filter Search



Software tools that take the nightmare out of tenement compliance and land acquisition - *Quadruple* your productivity or your money back.

Tenement Filter: Selected Mode Example

The screenshot displays the ExpWatch Tenement Expenditure Monitor Version 5.01 in Administrator mode. The main window is titled "Tenement Filtering *** Edit Mode ***" and shows the "Selected Filter" set to "Randomly Selected Tenements".

Tenement Summary

Filter: Randomly Selected Tenements

Tenements: 8 Live: 8

Current Year Commitment: \$144,740

Current Year Expenditure: \$35,811

Expenditure required: \$108,929

Tenements Past Their Anniversary: 1 View

Form 5's Due: 0 View

Browse Tenements

Source Data Status Manage...

Data Source	Loaded	Last Ent
Work Log		
COA	26-Oct-11	26-Oct-11
Demo Tenements	15-Nov-11	15-Nov-11
Refresh from MT	15-Nov-11	15-Nov-11
TransactionsFort	17-Nov-11	30-Jul-11

Expenditure Status for Tenements With Anniversaries due soon (double click for details) More...

Tenement	da	expStatu	grpStatus
P 3904556	218	44%	
M 2900181	269	20%	20%

Select Filter: Randomly Selected Tenements

Filter Settings: Filter Name: Randomly Selected Tenements Type: Selected

Selected Tenements

Select Tenements

Details: 8 tenements: E 29/00560, L 3100046, M 2900181, M 40/316, P 3904556, P 39/4679, P 40/1223, P 40/1244-S

Close Apply Filter

Record: 14 of 8 No Filter Search

Select Tenements for Filter: Randomly Selected Tenements

Select Tenements To Include

Show All

Project: [Map]

Status: Live

Filter: []

Add Selected Add All Paste List

No Tenements: 8

Use Distribution: []

Tenement	Status	Project	Category
<input checked="" type="checkbox"/> E 29/00560	Live		Exp. Required
<input checked="" type="checkbox"/> P 40/1223	Live		Group Exp. Only
<input checked="" type="checkbox"/> P 39/4679	Live		Group Exp. Only
<input checked="" type="checkbox"/> M 40/316	Live		Group Exp. Only
<input checked="" type="checkbox"/> M 2900181	Live		Exp. Required
<input checked="" type="checkbox"/> P 40/1244-S	Live		Group Exp. Only
<input checked="" type="checkbox"/> P 3904556	Live		Exp. Required
<input checked="" type="checkbox"/> L 3100046	Live		No Exp. Required

Clear List Cancel OK



Software tools that take the nightmare out of tenement compliance and land acquisition - Quadruple your productivity or your money back.

Tenement Filter: Manual Mode Example

The screenshot displays the ExpWatch Tenement Expenditure Monitor Version 5.01 interface in Administrator mode. The main window is divided into several sections:

- Tenement Summary:** Shows a filter for 'Live Tenements Not in Combined Reporting Group'. Summary statistics include: Tenements: 76 Live: 76, Current Year Commitment: \$1,709,640, Current Year Expenditure: \$477,473, and Expenditure required: \$1,278,112. It also indicates 11 tenements past their anniversary and 4 forms due.
- Expenditure Status for Tenements With Anniversaries due soon:** A table listing tenements with their details.
- Source Data Status:** A table showing data source loading history.
- Tenement Filtering *** Edit Mode ***:** A modal window for configuring filters.

The **Tenement Filtering** window is currently open, showing the configuration for the 'Live Tenements Not in Combined Reporting Group' filter. The filter is set to 'Manual' type. The query text is: `combNumber is null and mtstatus = "Live"`.

Tenement	da	expStatu	grpStatus
P 3905033	1	145%	
P 3904857	1	82%	
P 3904695	13	215%	
M 4000100	18	46%	
P 3904596	48	199%	

Data Source	Loaded	Last Ent
Work Log		
COA	26-Oct-11	26-Oct-11
Demo Tenements	15-Nov-11	15-Nov-11
Refresh from MT	15-Nov-11	15-Nov-11
TransactionsFort	17-Nov-11	30-Jul-11

Record: 7 of 7 | No Filter | Search



Expenditure Adjustments

Transactions may be adjusted forward or back a tenement year by right-clicking on the row and selecting one of the options below:

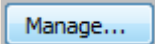
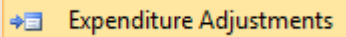
importName	costCode	activityName	workDe	refNo	description	amount
TransactionsFor	E1050	Remote sensing activities	15-Sep-10		generated	\$1,405.00
TransactionsFor			09-Oct-10		generated	\$1,417.00
TransactionsFor			08-May-11		generated	\$1,040.00
TransactionsFor		Survey	22-Nov-10		generated	\$1,521.00
TransactionsFor		ities (st	17-Mar-11		generated	\$1,177.00
TransactionsFor	E1120	Drafting activities	06-Jul-11		generated	\$1,296.00
TransactionsFor	E1160	Feasibility study activities	28-Feb-11		generated	\$1,090.00

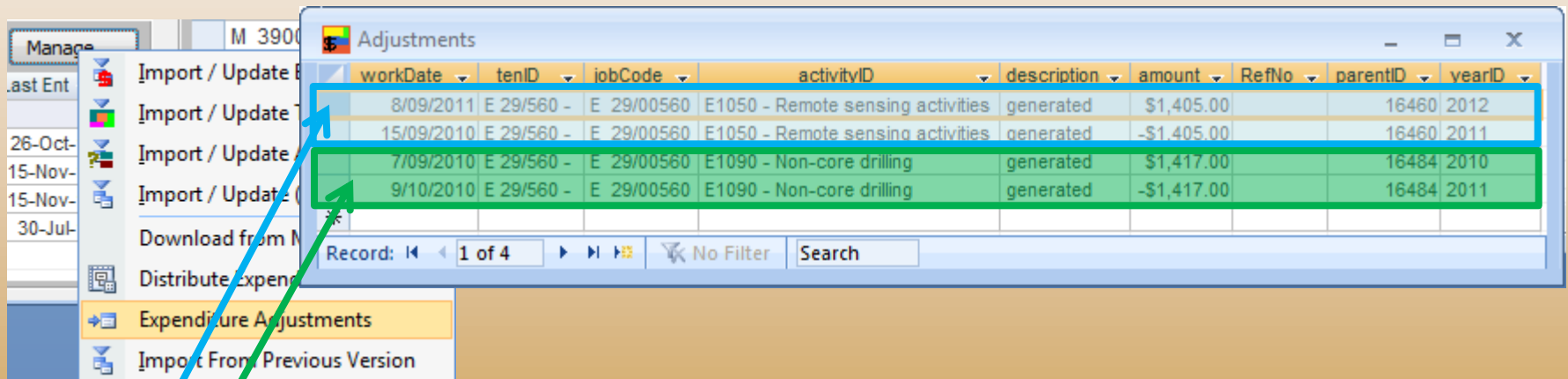
Selection	Description
Move to Next Year	Creates a debit adjustment on the date of the transaction and a credit transaction on the first date of the following tenement year
Move to Previous Year	Creates a debit adjustment on the date of the transaction and a credit transaction on the last date of the previous tenement year
Remove Adjustment	If there has been an adjustment made associated with the selected transaction, both debit and credit transactions are removed



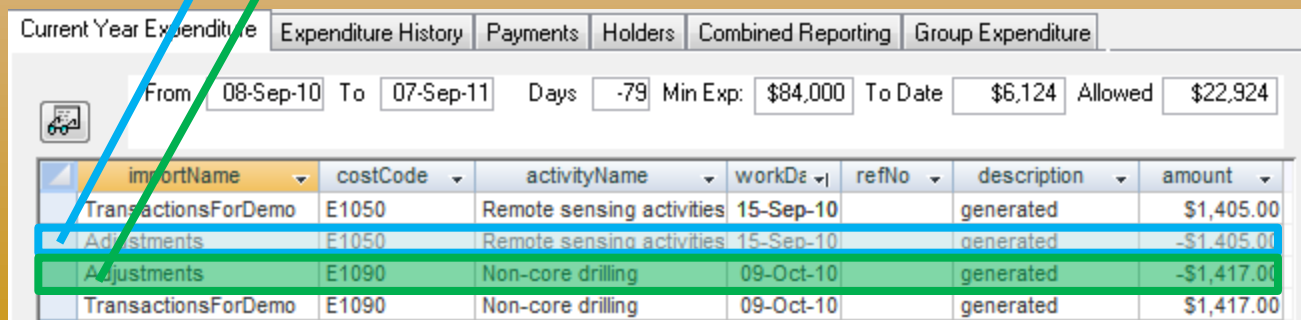
Software tools that take the nightmare out of tenement compliance and land acquisition - Quadruple your productivity or your money back.

Adjustments Journal

The Expenditure Adjustments Journal can be found by clicking on the  button on the Main Screen and selecting: 



workDate	tenID	jobCode	activityID	description	amount	RefNo	parentID	yearID
8/09/2011	E 29/560 -	E 29/00560	E1050 - Remote sensing activities	generated	\$1,405.00		16460	2012
15/09/2010	E 29/560 -	E 29/00560	E1050 - Remote sensing activities	generated	-\$1,405.00		16460	2011
7/09/2010	E 29/560 -	E 29/00560	E1090 - Non-core drilling	generated	\$1,417.00		16484	2010
9/10/2010	E 29/560 -	E 29/00560	E1090 - Non-core drilling	generated	-\$1,417.00		16484	2011



Current Year Expenditure | Expenditure History | Payments | Holders | Combined Reporting | Group Expenditure

From: 08-Sep-10 To: 07-Sep-11 Days: -79 Min Exp: \$84,000 To Date: \$6,124 Allowed: \$22,924

importName	costCode	activityName	workDate	refNo	description	amount
TransactionsForDemo	E1050	Remote sensing activities	15-Sep-10		generated	\$1,405.00
Adjustments	E1050	Remote sensing activities	15-Sep-10		generated	-\$1,405.00
Adjustments	E1090	Non-core drilling	09-Oct-10		generated	-\$1,417.00
TransactionsForDemo	E1090	Non-core drilling	09-Oct-10		generated	\$1,417.00



LandTrack Systems

by v-biz.net

Software tools that take the nightmare out of tenement compliance and land acquisition - Quadruple your productivity or your money back.

Question and Answer Session



Next Expenditure Watch Webinar

Form 5, Group Expenditure
Exemption and Custom
Reports



Thank You!

for attending our third Expenditure Watch webinar and helping to make it a great success...

Please take the next few minutes to provide us with feedback on this session in the survey you will receive on exit